



Tree Trimming Tools

Wherever The Job Takes You, Count On Jameson



Fiberglass Poles • Pruners • Pole Saws • Hand Saws • Tool Holders



The Original - Still The Best

Jameson built the first fiberglass poles in 1956. Today, they are the preferred pole of professional arborists and telecommunication linemen.

Every job is different. Jameson has developed an extensive line of poles to ensure you have exactly what you need to do your job.

Building on a commitment to quality, Jameson offers a variety of pole and hand tools designed for professionals in line clearance and landscaping.



1451 Old North Main Street - Clover, South Carolina 29710

customerservice@jamesonllc.com

JAMESONLLC.COM





Fiberglass Poles - CompositLock™ Ferrules

CompositLock™ Poles	4-5
CompositLock™ Pole Tools	6
CompositLock™ Pole Kits	7

Fiberglass Poles - Aluminum Ferrules

Choosing A Pole	8-9
JE Foam Core Poles	10
FG Hollow Core Poles	10
BL Lightweight Poles	11
LS Landscaper Poles	11
Telescoping Poles	12

Pole Pruners - Aluminum Ferrules

JA Pruners	13-14
PH Pruners	15

Pole Saws - Aluminum Ferrules

Saw Blades	16
Pole Saw Heads	17

Tree Trimming Kits

Kits With Aluminum Ferrules	18-19
-----------------------------	-------

Line Throwing Accessories

Aluminum Ferrule Accessories	20-21
------------------------------	-------

Tree Trimming Accessories

22

Hand Saws

23-24

Bucket & Boom Tool Holders

25-28

LED Equipment Lights

29-31

Notice

The information in this catalog is effective February 2020 and supersedes all previous catalogs. Since product improvement is a continual process at Jameson, specifications are subject to change without notice.

NEW!

COMPOSITLOCK™

Jameson's Latest Innovation In Poles!

Developed in response to safety concerns from our customers, Jameson offers fiberglass COMPOSITLOCK™ Poles with fiber reinforced composite ferrules.

COMPOSITLOCK™ Poles maintain insulating properties across pole sections for line-clearance tree work PLUS offer more secure pole connection for telecommunication, line clearance, arborist and landscape professionals.



BENEFITS

INCREASED SAFETY WHEN WORKING AROUND ENERGIZED LINES

Responding in part to the TCIA EHAP® Program and NRECA Commitment to Zero Contacts initiative, Jameson's CompositLock™ Fiberglass Poles seek to reduce the potential for conductivity.

STRONG, SECURE CONNECTIONS BETWEEN POLE SECTIONS

Over-sized thread profile provides strong, secure connections, eliminating loose fit or "slop" required with traditional aluminum ferrules. The result is less binding, easy cleaning, and improved rigidity the entire working length of the pole.

SMOOTH FERRULE PROFILE

Sunken rivets and threaded attachment result in a smooth profile that moves easily in foliage without snagging

Not A "Hot Stick" - Not For Use On Energized Lines



JEC FOAM CORE COMPOSITLOCK™ POLE**PREFERRED FOR AERIAL CONSTRUCTION & LINE CLEARANCE**

Jameson's JE Series foam core pole is the highest quality fiberglass pole available.

- Foam core prevents debris and moisture build up inside pole and adds extra hoop strength and rigidity
- Polymer protective surface veil prevents fiber blooming at surface due to abrasion or ultra-violet light
- High visibility safety yellow color
- Meets requirements of OSHA Standard 1910.269(j)(1)(i): **Individually tested to 100KV per foot for five minutes**

Pole Length	4'	6'	8'	10'	12'
Base	JEC-4F	JEC-6F	JEC-8F	JEC-10F	JEC-12F
Extension	JEC-4	JEC-6	JEC-8	JEC-10	JEC-12
Saw Head	JEC-4SFP	JEC-6SFP	JEC-8SFP	JEC-10SFP	JEC-12SFP

FGC HOLLOW CORE COMPOSITLOCK™ POLE**PREFERRED FOR TREE TRIMMING & AERIAL CONSTRUCTION**

Jameson's strongest and most popular pole is lighter than foam core poles, offering greater control and exceptional bend strength. Batch tested per ASTM F711.⁺⁺

- Polymer protective surface veil prevents fiber blooming at surface due to abrasion or ultra-violet light
- **Batch tested to 100KV per foot for five minutes.**

Pole Length	4'	6'	8'	10'	12'
Base	FGC-4F	FGC-6F	FGC-8F	FGC-10F	FGC-12F
Extension	FGC-4	FGC-6	FGC-8	FGC-10	FGC-12
Saw Head	FGC-4SFP	FGC-6SFP	FGC-8SFP	FGC-10SFP	FGC-12SFP

BLC HOLLOW CORE COMPOSITLOCK™ POLE**THE LIGHTWEIGHT OPTION FOR TREE TRIMMING**

Jameson's highest strength-to-weight ratio pole is lightweight and easy to control, making it ideal for tree trimming. BL poles are batch tested per ASTM F711.⁺⁺

- Durable enamel coating prevents fiber blooming at surface due to abrasion or ultra-violet light
- **Batch tested to 100KV per foot for five minutes.**

Pole Length	4'	6'	8'	10'	12'
Base	BLC-4F	BLC-6F	BLC-8F	BLC-10F	BLC-12F
Extension	BLC-4	BLC-6	BLC-8	BLC-10	BLC-12
Saw Head	BLC-4SFP	BLC-6SFP	BLC-8SFP	BLC-10SFP	BLC-12SFP

SAW HEAD POLE

Female ferrule and permanently mounted saw head for attaching saw blade.

EXTENSION POLE

Male and female ferrules to attach additional poles or tools. Provides additional length (workable height).

BASE POLE

Rubber end cap and male ferrule to attach poles or tools. Provides solid foundation. Jameson recommends starting with Base Pole.

NEW!**PHC-14-PKG**

1.25" Side-Cut Single Fixed Pulley Pruner & Rope

Heavy duty pruner with enhanced spring for smooth cutting action.

**JAC-34DP-PKG**

1.75" Side-Cut Double-Pulley Pruner & Rope

Double pulley for additional leverage & less pulling force.

**PHC-11-PKG**

1" Center Cut Pruner Rope & Saw Blade

Chain pulley pruner. Accommodates SB-2 saw blade for pruner and pole saw capabilities.

**PHC-12-PKG**

1.5" Center Cut Pruner & Rope

Chain pulley pruner. DOES NOT accept saw blade.

JAC-14DP-PKG

1.25" Side Cut Double-Pulley Pruner & Rope

PHC-34-PKG

1.75" Side Cut Single Pulley Pruner & Rope

**PSC-3FP**

Pole Saw Head

Center blade mount. Mounting pin for easy blade replacement. Fits SB-1C & Tri-Cut Blades.

**PSC-3FPS1**

Pole Saw Kit

Saw Head & 13" Tri-Cut Blade

**PSC-3SB**

Pole Saw Kit

Saw Head & 16" SB-2 Blade

**PSC-3FPK-16DH**

Pole Saw Kit

Saw Head & Double Hook Blade

**PSC-3FPK-16DH-B**

Pole Saw Kit

Saw Head, Double Hook Blade Rubber Belting Scabbard

PSC-3FPS2

Saw Head & 16" Tri-Cut Blade

**WRC-1**

Limb Raiser

Pull or lift branches.

**SBL-2**

Leather Scabbard

Fit 13" & 16" Blades

**SBC-2**

Canvas Scabbard

Fit 13" & 16" Blades

**SBL-3DH**

Leather Scabbard

Fits Double Hook Blade

**SBB-3DH**

Rubber Belting Scabbard

Fits Double Hook Blade

NEW!

Tree Trimming Kits With CompositLock™ Poles & Head Tools	
BLC-6PKG-1	1.25" Pruner, Pruner Rope, Saw Head, 16" Tri-Cut Saw Blade, 6' BLC Base Pole, and (2) 6' BLC Extension Poles
BLC-6PKG-7	1.75" Double Pulley Pruner, Pruner Rope, Saw Head, 16" Tri-Cut Blade, 6' BLC Base Pole and 6' BLC Extension Pole
FGC-6PKG-1	1.25" Pruner, Pruner Rope, Saw Head, 13" Tri-Cut Saw Blade, 6' FGC Base Pole and 6' FGC Extension Pole
FGC-6PKG-7	1.75" Double Pulley Pruner, Pruner Rope, Saw Head, 16" Tri-Cut Blade, 6' FGC Base Pole and 6' FGC Extension Poles

Line Clearance Kits With CompositLock™ Poles & Head Tools	
JEC-18LCKIT-14	1.25" Pruner & Rope, Saw Head, Tri-Cut 16" Saw Blade, Leather Scabbard, 7.5" Fiberglass Rope Insulator, Vinyl Storage Bag Two 6' JEC Extension Poles and One 6' JEC Base Pole
JEC-18LCKIT-34DP	1.75" Double-Pulley Pruner & Rope, Saw Head, Tri-Cut 16" Saw Blade, Leather Scabbard, 7.5" Fiberglass Rope Insulator, Vinyl Storage Bag Two 6' JEC Extension Poles and One 6' JEC Base Pole



PR-20
Rope



Pruner Rope with
Handle 5/16" X 20'

ROPE INSULATOR



PRI-7.5 7.5" Insulator
PRI-12 12" Insulator

Pruner Rope Insulator attaches to rope to break electrical current if rope contacts energized lines above insulator. Fiberglass tested to 100KV per foot for 5 minutes.

32-18

Pruner Blade Guard



Leather Guard for JA Pruners

THE ORIGINAL FIBERGLASS POLE

INTRODUCED IN 1956

Jameson introduced the first fiberglass lay-up sticks in 1956 to meet the needs of telecommunication linemen. The strength and durability of fiberglass proved indispensable when lifting leak detection equipment overhead and soon replaced wooden poles as the industry standard.

Today, Jameson poles are available in a variety of configurations with tools and accessories to serve telecommunication linemen, professional arborists and landscapers. By consistently providing the highest quality fiberglass poles, Jameson remains the professional's choice for line clearance and tree care.



Universal Ferrules And Accessory Adapters
Provide Ultimate Versatility

Aircraft grade aluminum ferrules with exterior leaf spring locking button provide a secure connection when attaching multiple poles or tool heads



HOW TO CHOOSE THE RIGHT POLE

- 1 Select pole model based on application (table below)
- 2 Select configuration based on application (page 5)

Pole Models					
	JE Series	FG Series	BL Series	LS Series	Telescoping
Typical Application	Line Clearance & Aerial Construction	Professional Tree Care & Aerial Construction	Professional Tree Care The Ergonomic Choice for Prolonged Use	Landscapers & Homeowners	Landscapers & Homeowners
Key Features	Foam Core Protects Against Moisture And Debris	Highest Strength. Industry Standard For Over 50 Years. Most Versatile.	Highly Durable Enamel Coating Lightest Weight	Light Duty Landscaping	Telescopes To Save Space
Dielectric Testing	Individually Tested To 100 kV Per Foot For 5 Minutes	Batch Tested To 100 kV Per Foot For 5 Minutes	Batch Tested To 100 kV Per Foot For 5 Minutes	Not Tested	Not Tested
Wall Thickness	0.110"	0.125"	0.075"	0.100"	Standard
Color	High Visibility Safety Yellow	Jameson Yellow	High Gloss Blue	Green	Jameson Yellow


Jameson Pole Models Can Be Used Together In A Variety Of Combinations - All Have Same Ferrules

PUTTING IT TOGETHER

Customize Poles And Accessories

- 1 Choose your tool head (pruner, pole saw or accessory)
- 2 Attach tool head to pole's female ferrule with adapter
- 3 For additional length, attach extension pole(s)

For highest performance and safety, Jameson recommends using a Base Pole when using one pole or starting with a Base Pole when working with multiple poles.



PRUNER

ADAPTER



EXTENSION POLE



BASE POLE



SAW HEAD POLE
With male ferrule and permanently mounted saw head for attaching saw blade

EXTENSION POLE
With male & female ferrules for additional length


BASE POLE
With rubber end cap and female ferrule provides solid foundation

POLE CONFIGURATIONS

Base Pole - Jameson recommends starting with Base Pole

Extension Pole provides additional length, extending workable height.

Saw Head Pole is for use with Saw Blade.



TOOL HEAD (PRUNER)

ADAPTER

FEMALE FERRULE

MALE FERRULE

FEMALE FERRULE

POLE

ADAPTER & FERRULE SYSTEM

Makes it easy to change from pruner head to pole saw head or pole lengths of 4' to 12'. An exterior leaf spring locking button on ferrule offers a strong connection, whether attaching poles or tool heads.

This versatility saves time and money in the field.



SAW BLADE

SAW HEAD



SAW BLADE

SAW HEAD POLE

SAW HEAD POLE SET UP

Use saw blade with Saw Head Pole or use Pole Saw Head (page 11) with Extension Pole.

Jameson recommends using Saw Head Poles with Base Poles.

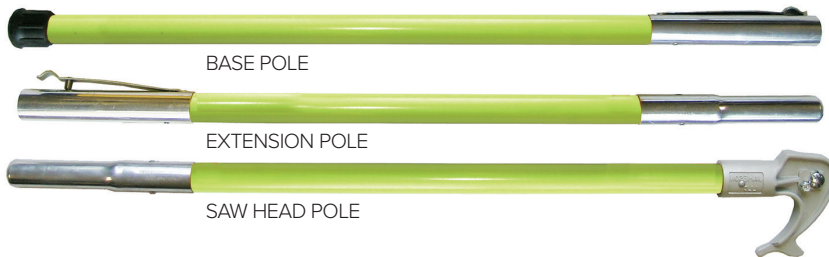
JE FOAM CORE POLES

PREFERRED FOR AERIAL CONSTRUCTION & LINE CLEARANCE

Jameson's original foam core pole is the highest quality fiberglass pole available.

- Foam core prevents debris and moisture build up inside pole and adds extra hoop strength and rigidity
- Polymer protective surface veil prevents fiber blooming at surface due to abrasion or ultra-violet light
- High visibility safety yellow color
- Meets requirements of OSHA Subpart R 1910.269(j)(1)(i):
Individually tested to 100KV per foot for five minutes

Not A "Hot Stick" - Not For Use On Energized Lines



Pole Length	4'	6'	8'	10'	12'
Base	JE-4F	JE-6F	JE-8F	JE-10F	JE-12F
Extension	JE-4	JE-6	JE-8	JE-10	JE-12
Saw Head	JE-4SFP	JE-6SFP	JE-8SFP	JE-10SFP	JE-12SFP
Pole Kit	JE-6/3	One 3' Extension Pole & Three 6' Extension Poles			
Pole Kit	JE-6/4	Four 6' Extension Poles			



Wall Thickness .110"
Pole Diameter 1.25"
Weight 2.6 Lbs
Based On 6' Extension Pole



FG HOLLOW CORE POLES


PREFERRED FOR TREE TRIMMING AND AERIAL CONSTRUCTION

Jameson's strongest and most popular pole is lighter than the JE series, offering greater control and exceptional bending strength.


- Polymer protective surface veil prevents fiber blooming at surface due to abrasion or ultra-violet light

Batch tested to 100KV per foot for five minutes.

Not A "Hot Stick" - Not For Use On Energized Lines



Pole Length	4'	6'	8'	10'	12'
Base	FG-4F	FG-6F	FG-8F	FG-10F	FG-12F
Extension	FG-4	FG-6	FG-8	FG-10	FG-12
Saw Head	FG-4SFP	FG-6SFP	FG-8SFP	FG-10SFP	FG-12SFP
Pole Kit	FG-6/3F	One 3' Extension Pole, One 6' Base Pole, Two 6' Extension Poles			



Wall Thickness .125"
Pole Diameter 1.25"
Weight 2.4 Lbs
Based On 6' Extension Pole




BL HOLLOW CORE POLES

THE LIGHTWEIGHT OPTION FOR TREE TRIMMING

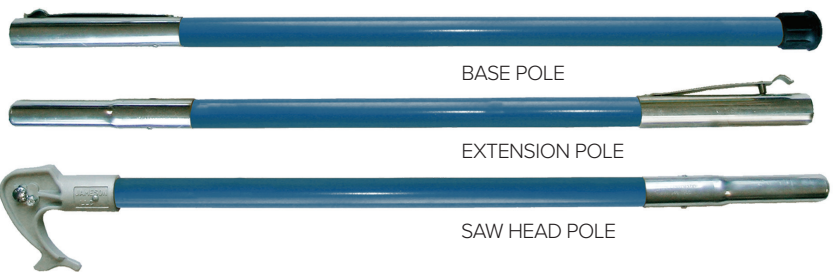
Jameson's highest strength-to-weight ratio pole is lightweight and easy to control, making it ideal for tree trimming.

- Lighter weight results in less fatigue during extended work periods and easier handling
- Durable, high gloss enamel coating for long life, easy cleaning and fiber bloom prevention
- **Batch tested to 100KV per foot for five minutes**

Not A "Hot Stick" - Not For Use On Energized Lines



Wall Thickness .075"
Pole Diameter 1.25"
Weight 1.6 Lbs
Based On 6' Extension Pole



Pole Length	4'	6'	8'	10'	12'
Base	BL-4F	BL-6F	BL-8F	BL-10F	BL-12F
Extension	BL-4	BL-6	BL-8	BL-10	BL-12
Saw Head	BL-4SFP	BL-6SFP	BL-8SFP	BL-10SFP	BL-12SFP

LS HOLLOW CORE POLES

THE CHOICE FOR LANDSCAPERS

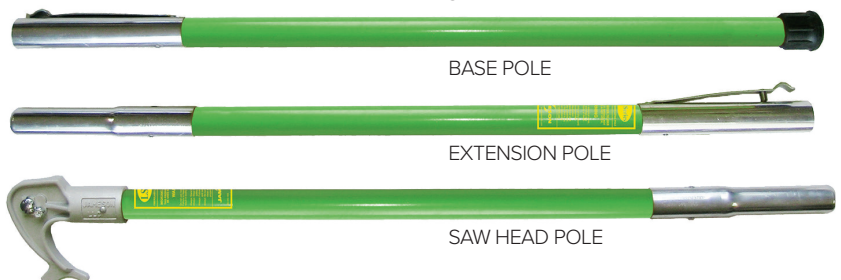
Economical pole for landscapers and homeowners.

- Lightweight, versatile.
- Polymer protective surface veil prevents fiber blooming at surface due to abrasion or ultra-violet light

Not A "Hot Stick" - Not For Use On Energized Lines



Wall Thickness .100"
Pole Diameter 1.25"
Weight 1.9 Lbs
Based On 6' Extension Pole



Pole Length	4'	6'	8'	10'	12'
Base	LS-4F	LS-6F	LS-8F	LS-10F	LS-12F
Extension	LS-4	LS-6	LS-8	LS-10	LS-12
Saw Head	LS-4SFP	LS-6SFP	LS-8SFP	LS-10SFP	LS-12SFP

DOUBLE LOCK™ TELESCOPING POLES

SAVES SPACE - ADJUSTABLE HEIGHT

The leader in fiberglass poles brings you a high quality, lightweight telescoping pole that saves space and adjusts to fit your job.

- Double locks (internal lock and external cap) ensure poles will not collapse. Count on a secure connection at any length for maximum versatility and safety.
- Lightweight, durable fiberglass will not crimp under high stress like aluminum poles.
- Compact for easier climbing and storage.

Not A "Hot Stick" - Not For Use On Energized Lines

For safety, Jameson does not recommend attaching additional poles or Big Shot to Telescoping Poles.



Telescoping Pole
Blank End

TP-12 6-12' Length
TP-14 7-14' Length



Telescoping Pole
With Female Ferrule

Ferrule allows the use of Pruner or Pole Saw with the same pole

TP-12F 6-12' Length
TP-14F 7-14' Length



Telescoping Pole
With Permanent Mount Pruner

Fixed Mount JA-14S Pruner & Rope


TP-12-14 6-12' Length
TP-14-14 7-14' Length



Telescoping Pole
With Permanent Mount Pole Saw

Fixed Mount Pole Saw with
SB-13TE 13" Tri-Cut Saw Blade


TP-12-S 6-12' Length
TP-14-S 7-14' Length



Telescoping Pole Kit

TP-12F Telescoping Pole, JA-14 Pruner, Adapter, Rope, PS-3FP Pole Saw Head and 13" Tri-Cut Blade

TP-12PKG1



JA SIDE-CUT PRUNERS

FOR PROFESSIONAL ARBORISTS



JA Pruners feature a removable upper spring pin and blade bolt for easy blade replacement and sharpening.

- Forged steel components for added strength
- Enhanced spring for smoother cutting action
- Raised hook edge reduces blade drag



JA-14
Fixed Pulley Pruner

1.25" cutting capacity



JA-14S
Swivel Pulley Pruner

Swivel provides versatility in pull direction and more leverage with less pressure on pulley arm. 1.25" cutting capacity



JA-14DP
Double Pulley Pruner

Double pulley for additional leverage and significant reduction in required pulling force. 1.25" cutting capacity. Adapter included.



PH-14-PKG
JA-14 Pruner, Adapter & Rope

P-14-A
JA-14 Pruner & Adapter



PH-14S-PKG
JA-14S Pruner, Adapter & Rope

P-14-AS
JA-14S Pruner & Adapter



JA-14DP-PKG
JA-14DP Pruner, Adapter & Rope



PHA-14
Adapter

Adapts JA-14, JA-14S or JA-34 Pruner To Pole



PR-20
Rope

Pruner Rope with Handle 5/16" X 20'



32-18
Pruner Blade Guard

Leather Guard for JA Pruners



ROPE INSULATOR

PRI-7.5 7.5" Insulator
PRI-12 12" Insulator

Pruner Rope Insulator attaches to rope to break electrical current if rope contacts energized lines above insulator. Fiberglass tested to 100KV per foot for 5 minutes.

JA-34 BIG MOUTH SIDE-CUT PRUNERS

FOR PROFESSIONAL ARBORISTS

The Jameson Big Mouth Pruner has a 1.75" cutting capacity for larger limbs.

Like JA-14 Pruners, the Big Mouth Pruners feature a removable upper spring pin and blade bolt for easy blade replacement and sharpening.



JA-34
Fixed Pulley Big Mouth Pruner

1.75" cutting capacity pruner



PH-34-A
JA-34 Pruner & Adapter



PH-34-PKG
JA-34 Pruner, Adapter & Rope



JA-34DP
Double Pulley Big Mouth Pruner

Big Mouth Pruner with double pulley for additional leverage and significant reduction in required pulling force. 1.75" cutting capacity. Adapter included.



JA-34DP-PKG
JA-34DP Pruner, Adapter & Rope



PHA-14
Adapter
Adapts JA-14, JA-14S or
JA-34 Pruner To Pole



PR-20
Rope
Pruner Rope with
Handle 5/16" X 20'



ROPE INSULATOR
PRI-7.5 7.5" Insulator
PRI-12 12" Insulator

Pruner Rope Insulator attaches to rope to break electrical current if rope contacts energized lines above insulator. Fiberglass tested to 100KV per foot for 5 minutes.



32-18
Pruner Blade Guard
Leather Guard for JA Pruners



PH CENTER-CUT PRUNERS

THE STANDARD WITH TELECOMMUNICATION COMPANIES

Jameson PH pruners have been the standard with telecommunication companies for 20+ years to trim foliage around aerial lines or drops.

The steel pruners feature a chain pulley and center cut blade.



PH-11
Pruner with 1" Center Cut

"Bell B Pruner"
Uses SB-1T or SB-2 Saw Blade



P-11-A
PH-11 Pruner with Adapter

PH-11 Pruner with adapter to snap
into pole's ferrule

ROPE INSULATOR

PRI-7.5 7.5" Insulator
PRI-12 12" Insulator

Pruner Rope Insulator attaches to rope to break electrical current if rope contacts energized lines above insulator. Fiberglass tested to 100KV per foot for 5 minutes.




PHA-11
Adapter

Adapts PH-11 Pruner to
Pole's Ferrule



PH-11-PKG
Pruner Kit

PH-11 Pruner, Adapter, SB-1T Saw
Blade, Rope, Canvas Scabbard



POLE SAW & HAND SAW BLADES

Jameson's line of conventional 16" saw blades have long been an industry standard with telecommunication companies for line clearance.

Expanding our product line to meet the demands of professional arborists, Jameson introduced Barracuda™ Tri-Cut Saw Blades.

Hard-chrome plated with impulse hardened teeth, tri-cut blades provide a quicker, cleaner cut with less wear on the blade than traditional blades.



SB-13TE
13" Barracuda™ Tri-Cut Saw Blade

SB-16TE
16" Tri-Cut Saw Blade
Packaged In Sleeve For Display



SB-16TE-W
16" Barracuda™ Tri-Cut Mammoth Blade

Wider, thicker blade is more rigid than typical 16" blades. Does not fit hand saw.
Packaged In Sleeve For Display



SB-1C
16" Single Edge Chrome Blade
Fits PS-3FP Pole Saw Head



SB-13TE-GUL
13" Barracuda™ Gullet Tri-Cut Blade

SB-16TE-GUL
16" Barracuda™ Gullet Tri-Cut Blade
Gullets allow chips & debris to exit cut
Packaged In Sleeve For Display



SB-16TE-DH
16" Barracuda™ Tri-Cut Double Hook Blade

Sharpened upper hook prevents pulling out of cut and quickly removes suckers or vines. Sharpened lower hook scores bark below cut to prevent ripping damage to branch collar. Fits Jameson Pole Saw Heads. Does not fit hand saw handle.
Packaged In Clamshell For Display



SB-1T
16" Single Edge Teflon Coated Blade
Fits PH-11 Pruner



SB-13TE-H
13" Barracuda™ Tri-Cut Saw Blade with Hook

Hook prevents slipping off or pulling out of cut; pulls small branches or vines.
Packaged In Sleeve For Display



SB-2
16" Single Edge Teflon Coated Blade
Fits PS-3 Pole Saw Head & PH-11 Pruner



SB-5U
SB-2 Blade with SB-UC Universal Adapter
Fits UA-1 Adapter to snap into pole ferrule

SB-UC 
Universal Adapter

Attaches Saw Blade To UA-1 Adapter

UA-1 
Adapter

Snaps into pole's ferrule to attach saw blade directly to pole



Tri-Cut Saw Blade with SB-UC & UA-1 Adapters

SAW HEADS & KITS

Corrosion Resistant, Lightweight Aluminum

The Pole Saw Head snaps into Jameson pole ferrules and fits Jameson saw blades.

- Low profile design maneuvers easily in dense foliage.
- Convenient hook pulls loose limbs and branches free.

Not For Use On Or Near Live Wires



PS-3
Saw Head



Offset Blade Mount; Carriage Bolt
Saw Head snaps into pole
Fits SB-2 Saw Blade

PS-3FP
Saw Head



Center Blade Mount; Mounting Pin
Mounting Pin for easy blade replacement
without tools. Snaps into pole.
Fits SB-1C Saw Blade and all Barracuda
Tri-Cut Saw Blades



PS-3FPK
13" Pole Saw Kit With Scabbard
PS-3FPS1 Kit & Leather Scabbard



PS-3K
Pole Saw Kit & Scabbard
PS-3SB Kit & Leather Scabbard



PS-3FPK-16DH-B
Double Hook Pole Saw Kit
PS-3FPK-16DH Kit & Rubber Belting
Scabbard

PS-3FPS1
13" Tri-Cut Pole Saw Kit

PS-3FP Saw Head &
SB-13TE 13" Saw Blade

PS-3SB
Pole Saw Kit
PS-3 Saw Head &
SB-2 Saw Blade

PS-3FPK-16DH-L
Double Hook Pole Saw Kit
PS-3FPK-16DH Kit & Leather Scabbard

PS-3FPS2
16" Tri-Cut Pole Saw Kit
PS-3FP Saw Head &
SB-16TE 16" Saw Blade

PS-3FPK-16DH
Double Hook Pole Saw Kit
PS-3FP Saw Head &
SB-16TE-DH Double Hook Saw Blade

SBB-3DH
Rubber Belting Scabbard for
Double Hook Blade

SBL-3DH
Leather Scabbard for
Double Hook Blade



SBL-2
Leather Scabbard for
13" & 16" Blades



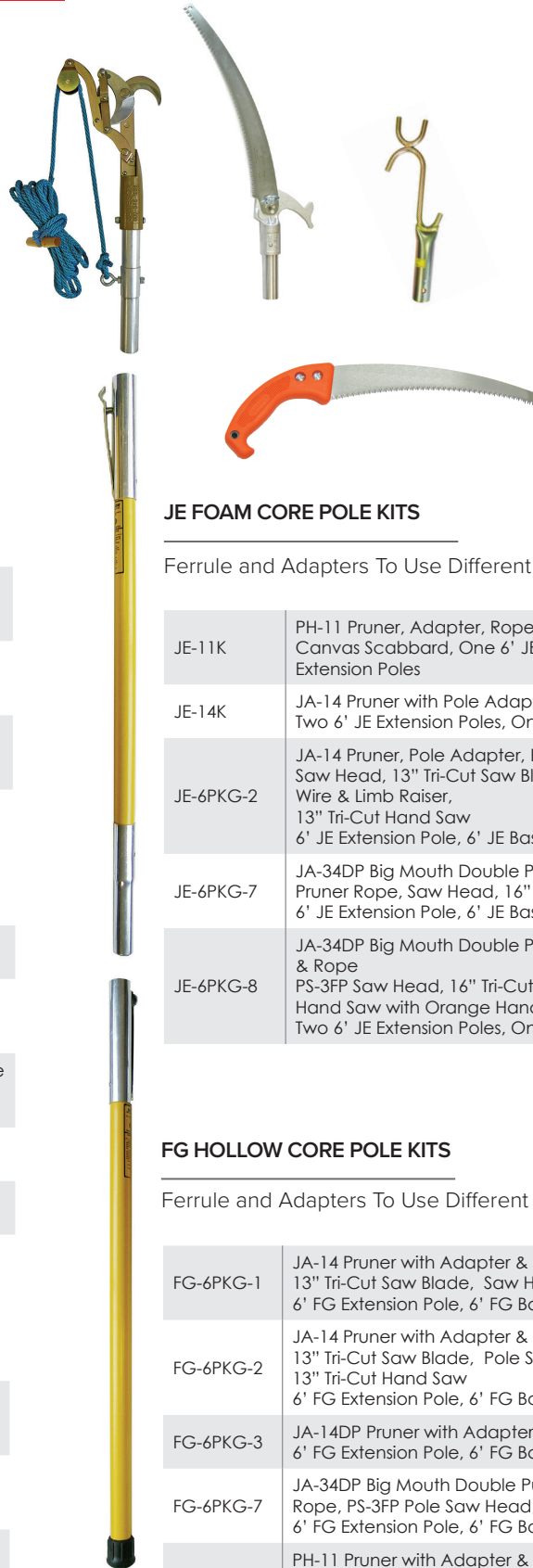
SBC-2
Canvas Scabbard for
13" & 16" Blades

POLE & TOOL COMBOS

A variety of combinations make it easy to find the best fit for your tree trimming job.

Adapters allow user to switch from pruner head or pole saw quickly and easily without tools, using the same pole.

Kits are available with pole adapters or permanently mounted (fixed) tool heads.



LS LANDSCAPE KITS

Tool Fixed Mount On Pole

LS-6PKG-1	JA-14 Pruner Permanently Mounted on 6' LS Pole with Male Ferrule on Bottom, 6' LS Base Pole, Pruner Rope
LS-6PKG-2	JA-14 Pruner Permanently Mounted on 6' LS Pole with Male Ferrule on Bottom, 6' LS Base Pole, 6' LS Saw Head Pole, Pruner Rope
LS-6PKG-4	JA-14 Pruner Permanently Mounted on 6' LS Pole with Male Ferrule on Bottom, 6' LS Base Pole, 6' LS Extension Pole, Pruner Rope

LS LANDSCAPE KITS

Ferrule and Adapters To Use Different Pole Tools

LS-6PKG-3	JA-14 Pruner, Adapter & Rope, PS-3FP Pole Saw Head, 6' LS Base Pole and 6' LS Extension Pole
LS-6PKG-5	JA-14DP Pruner, Adapter & Rope, PS-3FP Pole Saw Head, 13" Tri-Cut Blade (SB-13TE), 6' LS Base Pole and 6' LS Extension Pole
LS-6PKG-6	16" Tri-Cut Saw Blade (SB-16TE), 6' LS Saw Head Pole with PS-3FP Head, 6' LS Base Pole and 6' LS Extension Pole
LS-6PKG-7	PH-11 Pruner, Adapter and Rope, One 6' LS Base Pole, Two 6' LS Extension Poles
LS-8PKG-1	JA-14 Pruner, Adapter & Rope, PS-3FP Pole Saw Head, 13" Tri-Cut Blade (SB-13TE), 8' LS Base Pole

BL POLE KITS

Ferrule and Adapters To Use Different Pole Tools

BL-6PKG-1	JA-14 Pruner, Adapter & Rope, PS-3FP Pole Saw Head, 16" Tri-Cut Blade (SB-16TE), One 6' BL Base Pole and Two 6' BL Extension Poles
BL-6PKG-5	JA-34DP Big Mouth Double Pulley Pruner, Adapter, Rope, PS-3FP Pole Saw Head, One 6' BL Base Pole and Two 6' BL Extension Poles
BL-6PKG-7	JA-34DP Big Mouth Double Pulley Pruner, Rope, Adapter, 6' BL Base Pole, 6' BL Extension Pole, PS-3FPS2 Pole Saw Head, 16" Tri-Cut Saw Blade
BL-8PKG-1	JA-14 Pruner, Adapter & Rope, PS-3FP Pole Saw Head, 16" Tri-Cut Blade (SB-16TE), One 8' BL Base Pole and Two 8' BL Extension Poles
BL-8PKG-5	JA-34DP Big Mouth Double Pulley Pruner, Pole Adapter & Rope, PS-3FP Pole Saw Head, One 8' BL Base Pole and Two 8' BL Extension Poles

JE FOAM CORE POLE KITS

Ferrule and Adapters To Use Different Pole Tools

JE-11K	PH-11 Pruner, Adapter, Rope, SB-1T Saw Blade, Canvas Scabbard, One 6' JE Base Pole, Two 6' JE Extension Poles
JE-14K	JA-14 Pruner with Pole Adapter & Pruner Rope Two 6' JE Extension Poles, One 6' JE Base Pole
JE-6PKG-2	JA-14 Pruner, Pole Adapter, Rope Saw Head, 13" Tri-Cut Saw Blade Wire & Limb Raiser, 13" Tri-Cut Hand Saw 6' JE Extension Pole, 6' JE Base Pole
JE-6PKG-7	JA-34DP Big Mouth Double Pulley Pruner, Adapter, Pruner Rope, Saw Head, 16" Tri-Cut Blade, 6' JE Extension Pole, 6' JE Base Pole
JE-6PKG-8	JA-34DP Big Mouth Double Pulley Pruner, Adapter & Rope PS-3FP Saw Head, 16" Tri-Cut Saw Blade Hand Saw with Orange Handle, Limb Raiser, Two 6' JE Extension Poles, One 6' JE Base Pole

FG HOLLOW CORE POLE KITS

Ferrule and Adapters To Use Different Pole Tools

FG-6PKG-1	JA-14 Pruner with Adapter & Pruner Rope 13" Tri-Cut Saw Blade, Saw Head, 6' FG Extension Pole, 6' FG Base Pole
FG-6PKG-2	JA-14 Pruner with Adapter & Pruner Rope 13" Tri-Cut Saw Blade, Pole Saw Head, Wire Raiser 13" Tri-Cut Hand Saw 6' FG Extension Pole, 6' FG Base Pole
FG-6PKG-3	JA-14DP Pruner with Adapter & Pruner Rope 6' FG Extension Pole, 6' FG Base Pole
FG-6PKG-7	JA-34DP Big Mouth Double Pulley Pruner, Adapter, Rope, PS-3FP Pole Saw Head, 16" Tri-Cut Blade, 6' FG Extension Pole, 6' FG Base Pole
FG-11K	PH-11 Pruner with Adapter & Rope SB-1T Saw Blade, Canvas Scabbard, Two 6' FG Extension Poles, One 6' FG Base Pole
FG-14K	JA-14 Pruner with Adapter & Pruner Rope Two 6' FG Extension Poles, One 6' FG Base Pole
FG-6-3W	Two 6' FG Extension Poles, One 3' FG Extension Pole, One 6' FG Base Pole, Limb Raiser (WR-1)

LINE CLEARANCE KITS

FOR TRIMMING TREES IN AREAS NEAR POWER LINES

Pole and tool kits for tree work in the proximity of energized power lines.

Jameson Line Clearance Kits are ideal for Electrical Hazard Awareness Programs (EHAP).

JE Foam Core Fiberglass Poles and Rope Insulators are individually tested for dielectric strength at 100kV per foot for 5 minutes per ASTM F711 as referenced in OSHA paragraph 1910.269(j)(1)(i)

Not A "Hot Stick" - Not For Use On Energized Lines



JA-14 Pruner, Pole Adapter, Rope and Rope Insulator

JE-18LCKIT-14	<p>JA-14 Pruner Line Clearance Kit</p> <ul style="list-style-type: none">• Two 6' JE Foam-Core Extension Poles• One 6' JE Foam-Core Base Pole• JA-14 Single-Pulley Pruner With Quick-Change Adapter & Rope• PS-3FP Saw Head Casting With Quick-Change Adapter• Barracuda Tri-Cut 16" Saw Blade• Leather Saw Scabbard• 7.5" Fiberglass Rope Insulator• Protective Vinyl Storage Bag
JE-18LCKIT-34DP	<p>JA-34 Big Mouth Pruner Line Clearance Kit</p> <ul style="list-style-type: none">• Two 6' JE Foam-Core Extension Poles• One 6' JE Foam-Core Base Pole• JA-34 Big Mouth Double-Pulley Pruner With Quick-Change Adapter & Rope• PS-3FP Saw Head Casting With Quick-Change Adapter• Barracuda Tri-Cut 16" Saw Blade• Leather Saw Scabbard• 7.5" Fiberglass Rope Insulator• Protective Vinyl Storage Bag

WARNING

These tools should be used and serviced only by trained, competent personnel familiar with work methods and safety procedures characteristic of this industry. The fiberglass components of this product were tested per ASTM F711 prior to leaving the factory. However, moisture, dirt, damage and contamination can reduce insulating properties.

Always refer to www.osha.gov and follow all safety regulations related to your job

Always wear personal protective equipment as stated by OSHA

Always follow minimum approach distances as stated by OSHA when working near live lines

Always use a base pole when working with a single pole

Always use a base pole as your lowermost pole when working with multiple poles



BS-1

Big Shot Head (No Poles)

BS-1-RP

Big Shot Replacement Pouch & Tubing

Launches throw bag and line over tree limbs, delivering line up to 150'.

For safety and effectiveness, we recommend using with two 4' Jameson poles or one 4' and one 6' pole, always starting with a Base Pole. Not for use with Telescoping Poles.

FG-BS-KIT1

Big Shot Kit with Poles

Big Shot Head

4' FG Base Pole

4' FG Extension Pole

FG-BS-KIT2

Big Shot Kit with Poles

Big Shot Head

4' FG Base Pole

4' FG Extension Pole

Two Throw Bags 10-oz & 12-oz

Throw Line #TL-DY-175180




NEW!

THROW LINE & BAGS

High strength throw lines available in 100% Dyneema®, Poly/Dyneema® & Polyethylene

Throw bags feature high-visibility colors, metal ring for line attachment and web loop for carabiner attachment.



Part Number	Throw Line	Color	Strength
TL-DY-175180	Dyneema® 1.75 mm x 180 ft., Order Qty. 12	Orange	450 lbs.
TL-DY-1751000	Dyneema® 1.75 mm x 1000 ft.	Orange	450 lbs.
TL-DY-22180	Dyneema® 2.2 mm x 180 ft., Order Qty. 12	Orange	650 lbs
TL-DY-221000	Dyneema® 2.2 mm x 1000 ft.	Orange	650 lbs
TL-PD-25180	Poly/Dyneema® 2.5 mm x 180 ft., Order Qty. 12	Green/White	450 lbs.
TL-PD-251000	Poly/Dyneema® 2.5 mm x 1000 ft.	Green/White	450 lbs.
TL-PE-18200	Polyethylene 1/8 in x 200 ft., Order Qty. 12	Orange/Yellow	250 lbs.
TL-PE-181000	Polyethylene 1/8 in x 1000 ft.	Orange/Yellow	250 lbs.
TL-PE-532200	Polyethylene 5/32 in x 200 ft., Order Qty. 10	Red/Yellow	650 lbs.
TL-PE-5321000	Polyethylene 5/32 in x 1000 ft.	Red/Yellow	650 lbs.

Throw Line Provided In Display-Ready Packaging



Part Number	Throw Bag	Color
TB-16	16-oz. Bag Order Qty. 12	Orange/ Black
TB-14	14-oz. Bag Order Qty. 12	Green/ Black
TB-12	12-oz. Bag Order Qty. 12	Yellow/ Black
TB-10	10-oz. Bag Order Qty. 12	Red/ Black



B-6V

Pole & Pruner Bag

Heavy duty vinyl bag carries poles and protects them during transport or storage. Features four 6' pole pockets, outside pruner head pocket and carrying straps.



HL-BP200

Hand Lopper



WR-1

Limb Raiser

Conveniently pulls or lifts branches out of dense foliage. No adapter needed. Snaps into pole ferrule. Not for use on or near live wires.

FG-6-3W

Limb Raiser & Pole Kit

- Two 6' FG Extension Poles
- One 3' FG Extension Pole
- One 6' FG Base Pole
- One Limb Raiser



32-70-C

Charcoal Hawkbill Knife

32-70-O

Orange Hawkbill Knife

Polished, high carbon steel blade is ice-tempered for longer life. Ergonomic handle has an expanded end to protect hand from slipping. 8.5" total length, including 3" blade. Ideal for cutting root balls on plants or trees.

TRI-CUT EDGE HAND SAWS

FOR QUICK, CLEAN CUT

Featuring Barracuda™ impulse hardened tri-cut teeth, Jameson hand saws provide an efficient and clean cut. Available with wooden or ergonomic handle with index finger stop for safety and opening for lanyard line. Handles feature two bolts for easy blade replacement.

HS-13TE-O

13" Pole 2 Hand Saw

HS-16TE-O

16" Pole 2 Hand Saw

Snap Onto Pole to Reach Out-Of-The-Way Limbs
Snap Off Pole To Use As Hand Saw



HS-13TE-O

13" Tri-Cut Hand Saw



HS-13TE-HO

13" Tri-Cut Hook Blade Hand Saw

Hook prevents slipping off or pulling out of cut; pull small branches or vines.



HS-13TE-GUL-O

13" Tri-Cut Gullet Edge Hand Saw

HS-13TE-OS

13" Hand Saw with Leather Scabbard

HS-13TE-OB

13" Hand Saw with Rubber Belting Scabbard

HS-16TE-O

16" Tri-Cut Hand Saw

HS-16TE-OS

16" Hand Saw with Leather Scabbard

HS-16TE-OB

16" Hand Saw with Rubber Belting Scabbard



HS-13TE-WH

13" Tri-Cut Hand Saw Wood Handle

HS-16TE-WH

16" Tri-Cut Hand Saw Wood Handle

HS-H-O

Handle Only



HS-WHS

Wood Handle Only



HS-13SB

13" Rubber Belting Scabbard

HS-16SB

16" Rubber Belting Scabbard



HS-13SL

13" Leather Scabbard

HS-16SL

16" Leather Scabbard

NEW!



HS-13TE-LPS

13" Hand Saw With Hard Plastic Scabbard

LS-36-2

Leg Straps (2) For Scabbard. Black Nylon With Velcro Closure, 1.5" x 36"

Designed for the professional arborist, hand saw offers exceptional cutting performance with scabbard options to secure on leg or saddle.

- Ergonomic rubber handle for comfortable grip

The tough plastic scabbard offers protection and convenience when climbing.

- Roller at opening guides sawblade into scabbard

* Leg Straps Sold Separately

Provided In Display-Ready Packaging



The latest addition to the Barracuda™ line is an 11-inch straight blade hand saw offers a more controlled cut when working in dense foliage. With its compact design, the popular folding hand saw with a tri-cut edge is ideal for climbing jobs.

All hand saws feature Jameson Barracuda™ long-life impulse-hardened tri-cut teeth for a fast, clean cut.



HS-11TE-SO
11" Tri-Cut Straight Blade Hand Saw
Ergonomic Grip Handle



HS-11TE-SW
11" Tri-Cut Straight Blade Hand Saw
Wood Handle



HS-11TE-SOL
Ergonomic Grip 11" Hand Saw With Leather Scabbard



HS-11TE-SWL
Wood Handle 11" Hand Saw With Leather Scabbard



HS-11TE-SOB
Ergonomic Grip 11" Hand Saw With Belting Scabbard



HS-11TE-SWB
Wood Handle 11" Hand Saw With Belting Scabbard



HS-11SL
Leather Scabbard



HS-11SB
Rubber Belting Scabbard



SB-11TE-S
11" Straight Tri-Cut Blade
Fits Jameson Hand Saw Handle

SB-8TE-FPKG
8" Folding Saw with Nylon Sheath

SB-8TE-F
Folding Saw Only

SB-8TE-FS
Sheath Only for Folding Saw

8" Blade folds into metal handle with rubber grip. Thumb lock automatically engages when closed or extended. All rubber and metal design for superior durability. Lanyard line opening in handle. Available with nylon sheath that fastens to belt or carabiner.

Provided In Display-Ready Packaging



SAFE STORAGE

Heavy duty bucket mount tool holders offer safe, convenient storage for bucket truck tools.

Water repellent and UV resistant, holders withstand extreme weather conditions.

Adjustable clamp bracket allows tool holder to fit any size bucket, with or without liner, and mounts inside or outside bucket.



24-14A

Chain Saw Scabbard

Fits standard and hydraulic pistol grip chain saws.



24-14L

Chain Saw Scabbard with Liner

Fits standard and hydraulic pistol grip chainsaws. Features a replaceable liner that protects scabbard from chain saw heat and blade.

24-14LIN

Replacement Liner for 24-14L



24-18L

Fiberglass Chain Saw Scabbard with Liner

High gloss gel coat finish to prevent fiberglass blooms and splinters. Replaceable liner. Fits standard and hydraulic pistol grip chain saws.

24-18LIN

Replacement Liner for 24-18L



24-19

Chain Saw Scabbard / Handsaw Holder



Handsaw holders on both sides for left-hand/right-hand convenience. Constructed of durable HDPE to protect against blade wear and extreme weather.

Supports Z133-2017: 5.2.13 Compliance



24-23

Long Reach Chain Saw Holder

Holds round and oval handled long reach chain saws and gas powered pole pruners (standard and telescoping) for telescoping boom trucks.


Fixed mount - not adjustable. 18" X 13"

SAFE TOOL STORAGE

STORE TOOLS OUTSIDE THE BUCKET

Safe, convenient tool storage on the boom for easy access and more room in the bucket. Made from high impact plastic, Jameson boom-mount tool holders can be strapped to round or square booms.

Boom tool holders include Handle Unit and Strap with Ratchet to secure tool holder.



24-04

Hydraulic Pruner Holder

12" X 13"

24-04B

Replacement Pruner Box with Strap & Ratchet



24-02

Circular Saw Holder

Includes strap, ratchet & handle unit
12" x 9"

24-02B

Replacement Saw Box with Strap & Ratchet





24-03B

Long Reach Chainsaw Holder

Fits most long reach chain saws. Include straps, ratchets and handle unit. 32" X 5"

24-03F

Fits Fairmont Style Chainsaw



24-03GUARD

Boom Guard

Protects boom from saw damage. Mount on boom in front of tool holder to avoid damaging boom when inserting tool into holder. 32" X 5"



Handle Unit Included With All Boom Mount Tool Holders

Ratchet strap fastens handle holder securely into a fixed position on the boom. Its rubberized coating prevents tool handle from sliding out of the upper holder box. Fits round and square booms.

24-03SPACER

Spacer Block



Place between tool holder and boom to create 1" gap for boom security strap to pass through and secure. 5" x 5" x 1"

24-04R

Replacement Handle Unit (Handle, Strap & Ratchet)

24-08R

Handle Holder

24-09R

Nylon Strap with Ratchet



HDI HEAVY DUTY ILLUMINATION

LED Equipment Lights

Jameson HDI LED equipment lights offer the brightness and durability required for the toughest jobs in utility, agriculture, construction, forestry, military and off-road applications.

- Energy-efficient, long-life LEDs (rated 50,000 hours)
- IP68 / IP69K – dust-tight / water-tight, plus withstands high-temperature/high-pressure water jets
- High shock and vibration resistance
- Reverse-voltage protection prevents damage to circuitry
- Rugged die-cast aluminum housing with black e-coat
- Wide operating temperature range
- Automotive optical grade, hard-coated polycarbonate lens
- Versatile hybrid (spot-wide) beam pattern
- Three (3) year warranty



Part Number	HDI-1810-HY	HDI-1812-P-HY	HDI-136-HY-H	HDI-1800-HY	HDI-1812-3000-HY	HDI-1813-HY
Effective Lumens	1260	1380	1400	2500	3000	5000
Number of LEDs	6	6	6	10	6	22
Beam Pattern	Hybrid (Spot/Wide Beam)					
EMC Rated	EN 13309: 2010			EN 13309: 2010		
Shock/Vibration	5G RMS @ 10-500 Hz			5G RMS @ 10-500 Hz		
Ingress Protection	IP68 and IP69K		IP67	IP68 and IP69K		
Power	14 Watts	14 Watts	12 Watts	22 Watts	33 Watts	50 Watts
Current	1.2 A @ 12VDC 0.6 A @ 24VDC	1.2 A @ 12VDC 0.18 A @ 76VDC	1.0 A @ 12VDC 0.5 A @ 24VDC	1.8 A @ 12VDC 0.9 A @ 24VDC	2.75 A @ 12VDC 1.38 A @ 24VDC	4.2 A @ 12VDC 2.2 A @ 24VDC
Voltage	12-24VDC	12-76VDC	12-24VDC	12-24VDC	12-24VDC	12-24VDC
Operating Temp	-40°F to 140°F (-40°C to +60°C)					
Color Temp (CCT)	5700K Day White					
Weight	1.32 lbs (0.60 kg)	1.55 lbs (0.71 kg)	0.72 lbs (0.33 kg)	2.20 lbs (1.00 kg)	1.56 lbs (0.71 kg)	5.73 lbs (2.60 kg)
Dimensions	3.5" x 3.5" x 2.8"	3.9" x 3.9" x 2.5"	4.8" x 4.8" x 1.3"	4.6" x 4.6" x 2.6"	3.9" x 3.9" x 2.5"	6.0" x 5.5" x 3.0"
Mounting Hardware	Stainless Steel C-Bracket	Stainless Steel U-Bracket	Stainless Steel U-Bracket	Stainless Steel C-Bracket	Stainless Steel U-Bracket	Stainless Steel U-Bracket
Attachment Points	2			4		
Termination	6 "Wire Leads	Deutsch Connector	6 "Wire Leads	6 "Wire Leads	Deutsch Connector	Deutsch Connector

HDI Lights Are Provided In Display-Ready Packaging



JLITE LIGHT DUTY

LED Equipment Lights

Agriculture, Construction

Durable housings, sealed construction and easy-mount brackets make Jameson JLite ideal for a wide variety of general-purpose lighting applications: Construction vehicles, utility trucks, forklifts, ATV's, golf carts, boats and more!

- IP65 – Protected against dust, dirt and low-pressure water jets
- Durable powder-coated die-cast aluminum housing
- Corrosion resistant stainless steel mounting bracket
- Impact resistant polycarbonate lens
- Various beam patterns
- 30,000 hours rated life
- CE and RoHS certifications
- One (1) year warranty



	JL33C5W	JL2C7W	JL11800-FL	JL16C28W	JL13C48W	JL13C65S	JL13C65W	JL9C90S	JL9C90W
Effective Lumens	500	650	1800	2520	2700	5460		6750	
Number of LEDs	33	2	8	16	13	13		9	
Beam Patterns	Wide	Wide	Flood	Wide	Wide	Spot	Wide	Spot	Wide
Ingress Protection	IP65								
Power	5 Watts	7 Watts	18 Watts	28 Watts	30 Watts	65 Watts		90 Watts	
Current	0.4 A @ 12 VDC 0.2 A @ 24 VDC	0.6 A @ 12 VDC 0.3 A @ 24 VDC	1.4A @ 12VDC 0.7A @ 24VDC	2.3 A @ 12 VDC 1.2 A @ 24 VDC	2.5 A @ 12 VDC 1.3 A @ 24 VDC	5.4 A @ 12 VDC 2.7 A @ 24 VDC		6.3 A @ 12 VDC 3.2 A @ 24 VDC	
Voltage	10-30VDC		12-24 VDC	10-30VDC					
Operating Temp	-4°F to 122°F (-20°C to 50°C)								
Color Temp (CCT)	6000K Cool White								
Weight	0.22 lbs (0.1 kg)	0.25 lbs (0.1 kg)	1.43 lbs (0.6 kg)	0.71 lbs (0.3 kg)	1.1 lbs (0.5 kg)	2.69 lbs (1.2 kg)		6.39 lbs (2.9 kg)	
Dimensions	3.7" x 3.0" x .91"	3.7" x 2.4" x 1.8"	5.6" x 4" x 2.3"	5.5" x 4.3" x 1.9"	5.7" x 4.9" x 2.8"	6.5" x 5.6" x 3.7"		6.3" x 5.3" x 4.7"	
Termination	6" Wire Lead with Deutsch Connector (Mating Connector Included)								



JLITE WIRING HARNESSES

Sold Separately

Wiring	
JLWH-DT1	14' Wiring Harness With On/Off Switch & One Deutsch Connector, Battery Ring Terminals
JLWH-DT2	14' Wiring Harness With On/Off Switch & Two Deutsch Connectors, Battery Ring Terminals
JLWH-DT1-CIG	12' Wiring Harness, One Deutsch Connector & 12V Auto Plug Adapter, 10A Fuse
JLWH-DT2-CG	12' Wiring Harness, Two Deutsch Connectors & 12V Auto Plug Adapter, 10A Fuse

BACK UP ALARMS

Work Safer Day And Night



BA-152051

LED Strobe Back Up Alarm

Applications: Dump Trucks, Trucks, Forklifts & Construction Vehicles

- 200 lumen amber LEDs for visual warning
- Night silent - Disengage alarm in sound sensitive areas. Flashing amber LED warning stays on to warn of vehicle presence
- 97 decibels @ 4'
- Wraparound flashing LED lens visible beyond 180° on either side



BA-151008

Back Up Alarm

Applications: Fleet Vehicles, Cars, Pick-Ups, Light Or Heavy Duty Vehicles, Tow Trucks & Heavy Equipment

- 97 decibels @ 4'
- Horizontal or vertical mounting
- Self-grounding studs eliminate potential corrosion points



	BA-152051	BA-151008
Lumens	200	NA
Operating Voltage	12-24 Vdc	12-24 DC
Temperature Range	-40°C to +85°C	-30°C to +55°C
IP Rating	IP68	
Environmental Rating	IP69K	
SAE/DOT Noise Regulations	SAE J994 Compliant	Compliant
Weight	0.2 kg (.44 Lbs)	.5 Lbs
Dimensions	3.2" X 4.0" X 1.7"	3.3" X 2.7" X 1.55"
Housing	ABS Plastic	Glass Filled Nylon
Mounting	Horizontal or Vertical	
Lens	PMMA Clear Optical Grade Plastic	NA
Connection	Wires Leads	
Polarity	Reverse Voltage Protection	



JAMESONLLC.COM

800.346.1956

